



Curvas de cargas - Load diagrams - Lastkurven - Courbes de charges - Curve di carico - График грузоподъёмности


80




15	20	25	28,6	30	35	40	45	50	55	60	65	70	75	80	m
12000	12000	12000	12000	11381	9480	8067	6974	6105	5397	4808	4312	3888	3521	3200	Kg
15	15,2	20	25	30	35	40	45	50	55	60	65	70	75	80	m
24000	24000	17484	13374	10681	8780	7367	6274	5405	4697	4108	3612	3188	2821	2500	Kg




75




15	20	25	30	33,7	35	40	45	50	55	60	65	70	75	m
12000	12000	12000	12000	12000	11494	9835	8553	7533	6702	6011	5429	4931	4500	Kg
15	17,6	20	25	30	35	40	45	50	55	60	65	70	75	m
24000	24000	20909	16085	12925	10694	9035	7753	6733	5902	5211	4629	4131	3700	Kg




70




15	20	25	30	35	37,4	40	45	50	55	60	65	70	m
12000	12000	12000	12000	12000	12000	11119	9703	8576	7657	6894	6250	5700	Kg
15	19,6	20	25	30	35	40	45	50	55	60	65	70	m
24000	24000	23539	18209	14717	12252	10419	9003	7876	6957	6194	5550	5000	Kg




65




15	20	25	30	35	40	40,3	45	50	55	60	65	m
12000	12000	12000	12000	12000	12000	12000	10602	9393	8408	7590	6900	Kg
15	20	21	25	30	35	40	45	50	55	60	65	m
24000	24000	24000	19775	16030	13387	11421	9902	8693	7708	6890	6200	Kg




60




15	20	25	30	35	40	43	45	50	55	60	m
12000	12000	12000	12000	12000	12000	12000	11420	10128	9075	8200	Kg
15	20	22,6	25	30	35	40	45	50	55	60	m
24000	24000	24000	21474	17471	14645	12544	10920	9628	8575	7700	Kg




55




15	20	25	30	35	40	45	48,3	50	55	m
12000	12000	12000	12000	12000	12000	12000	12000	11578	10400	Kg
15	20	25	25,4	30	35	40	45	50	55	m
24000	24000	24000	24000	19953	16791	14440	12624	11178	10000	Kg




50




15	20	25	30	35	40	45	50	m	
12000	12000	12000	12000	12000	12000	12000	12000	Kg	
15	20	25	27,7	30	35	40	45	50	m
24000	24000	24000	24000	22017	18552	15976	13985	12400	Kg




45




15	20	25	30	35	40	45	m	
12000	12000	12000	12000	12000	12000	12000	Kg	
15	20	25	27,7	30	35	40	45	m
24000	24000	24000	24000	22041	18572	15993	14000	Kg




40




15	20	25	30	35	40	m	
12000	12000	12000	12000	12000	12000	Kg	
15	20	25	27,6	30	35	40	m
24000	24000	24000	24000	21916	18465	15900	Kg









Bloque de contrapeso - Counterweight blocks - Gegengewichtsblöcke - Bloc de contrepoid - Blocco di contrappeso - Плиты противовеса

	80 m			75 m			70 m			65 m		
	A	B	C	A	B	C	A	B	C	A	B	C
	8	-	-	8	-	-	7	1	-	6	2	-
	28000 Kg			28000 Kg			27000 Kg			26000 Kg		







	60 m			55 m			50 m			45 m		
	A	B	C	A	B	C	A	B	C	A	B	C
	6	1	-	5	2	-	5	2	-	5	-	-
	23500 Kg			22500 Kg			22500 Kg			17500 Kg		




Mecanismos - Mechanisms - Antriebe - Mécanismes - Meccanismi - Приводы



120 Hp (90Kw) - INV - 5V
400V / 480V - 50/60 HZ
H.B.G. 190m S/R Ø22



		m/min	0-15	0-37	0-50	0-65	0-98		0-7,5	0-18,5	0-25	0-32,5	0-49
		380 m	Kg	12000	12000	6000	4000	2500		24000	24000	12000	8000
		Kw	90	90	90	90	90		90	90	90	90	90
*			600 m	Lebus									






* 150 Hp (110Kw) - INV - 5V
400V / 480V - 50/60 HZ
H.B.G. 190m S/R Ø22

		m/min	0-15	0-40	0-81	0-101	0-214		0-7,5	0-20	0-40,5	0-50,5	0-107
		380 m	Kg	12000	12000	6000	4000	1500		24000	24000	12000	8000
		Kw	110	110	110	110	110		110	110	110	110	110
*			600 m	Lebus									

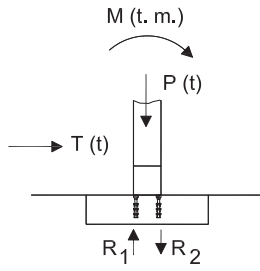
	m/min	15 / 50 / 100		
	Kw	11		
	r.p.m	0,3	0,6	0,75
	Kw	4 x 7,5		
	m/min	12 / 24		
	Nm	4 x 80		

		400 V 50 Hz	100m 3x95mm ² 1x35mm ²	GENERADOR	POTENCIA INSTALADA
2000/14/CEE 2005/88/CEE	2006/95 /CEE			300 kVA	135 KW

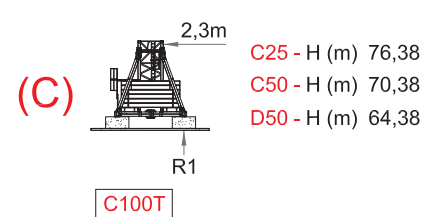
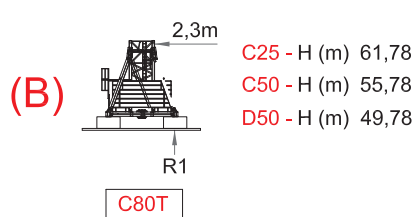
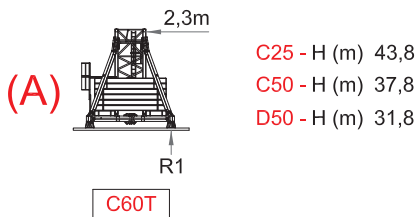
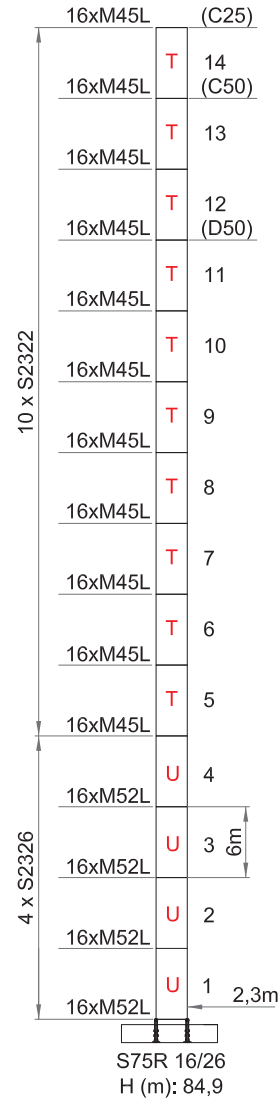
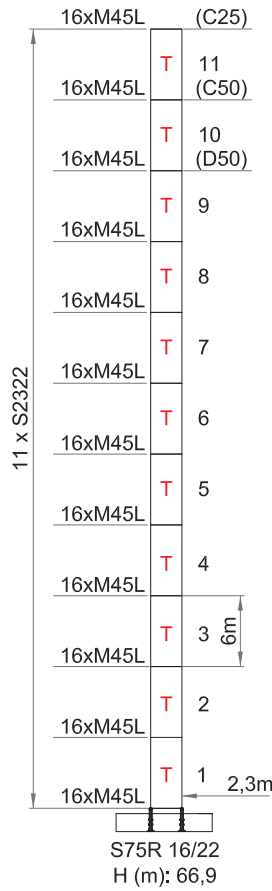
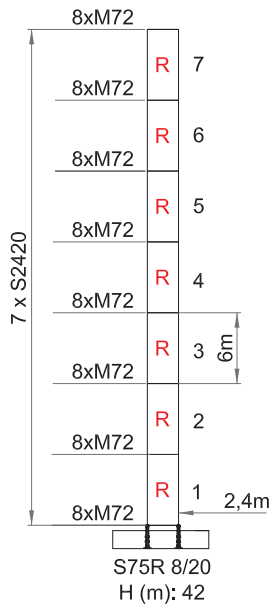
		380 V 60 Hz	100m 4x100mm ²	* Opcional
2000/14/CEE 2005/88/CEE	2006/95 /CEE			

- * Opcional / Optional / Opzionale
-  Elevación / Hoisting / Heben / Levage / Sollevamento
-  Distribución / Trolleying / Katzfahren / Distribution / Ditrubuzione
-  Orientación / Slewing / Schwenken / Orientation / Rotazione
-  Traslacion / Travelling / Schienenfahren / Translation / Traslazione
-  Cable / Rope / Seil / Câble / Fune

FEM 1005-C25-C50-D50 / EN 14439 - Mástil / Reacciones - Masts / Reactions - Maste / Eckdrücke - Mat / Réactions - Torre / Réazioni - Реакции / Комплектация башни

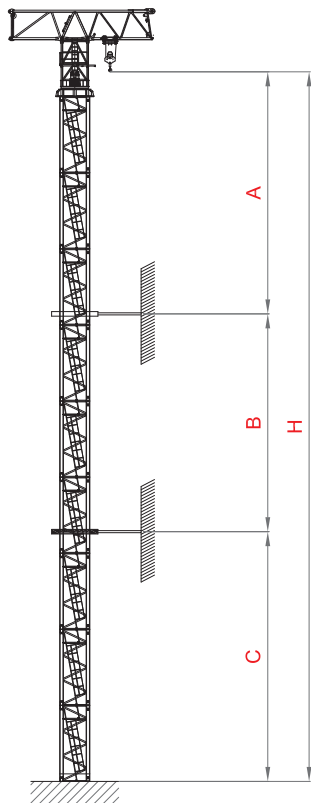



R = S2420 8/8 M72
T = S2322 16/16 M45L
U = S2326 16/16 M52L



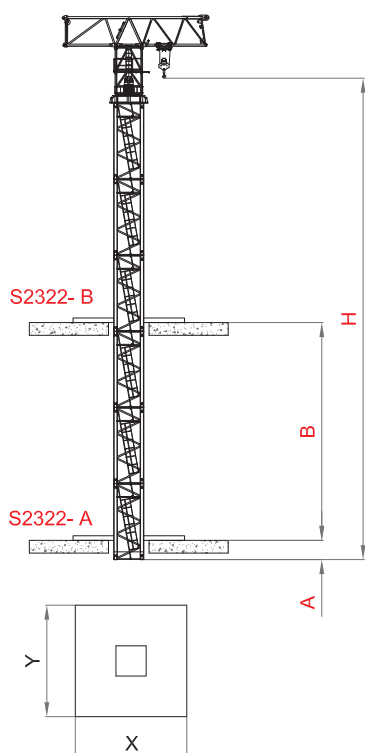
Proceso de trepado - Climbing - Kletterkrane - Telescopable - Sopralzo idraulico - Процесс наращивания крана

TREPADO EXTERNO / EXTERNAL CLIMBING / GEANKERTER KRAN /
GRUE ANDRÉE / GRU ANCORATA / ВОСХОЖДЕНИЕ ЭКСТЕРНО



	
A max. (m)	45
B min/max. (m)	24 / 42
C min/max. (m)	30 / 60
H max. (m)	(i)

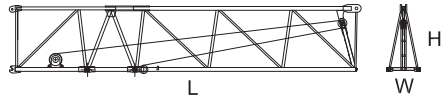
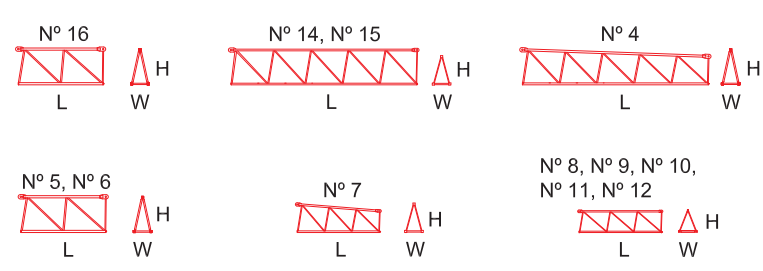
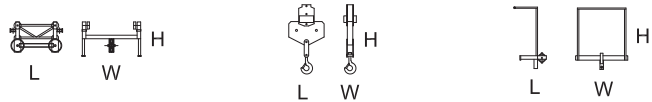
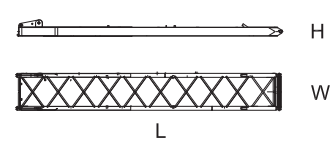
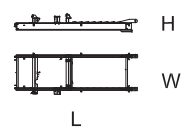

TREPADO INTERNO / BOTTOM CLIMBING CRANE / KLETTERKRANE IM GEBÄUDE / TÉLESCOPAGE SUR DALLES /
GRU CLIMBING / ВНУТРЕННИЙ ПРОЦЕСС ТЕЛЕСКОПИРОВАНИЯ

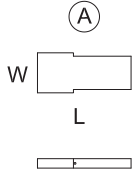
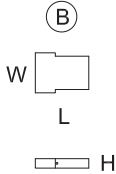
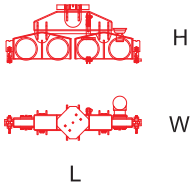
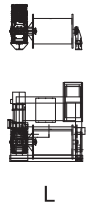
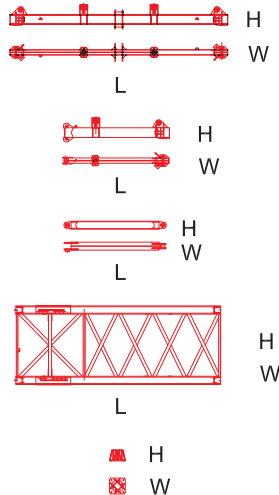
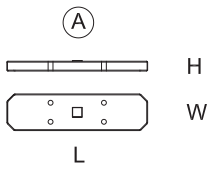
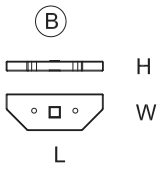
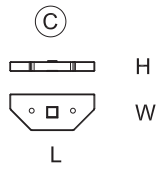


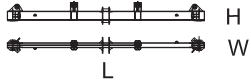
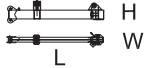

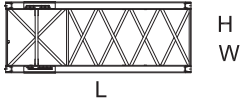

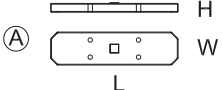
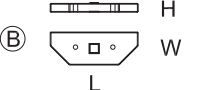
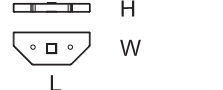
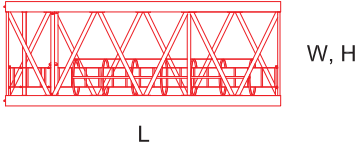

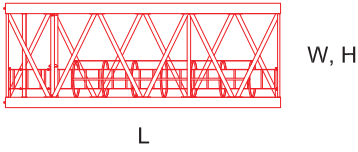
	S 23 22			
A mix. (m)	2	2	2	2
B min. (m)	10	12	14	16
H max. (m)	36	44	50	54
X (m)	3			
Y (m)	2,5			


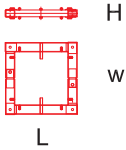
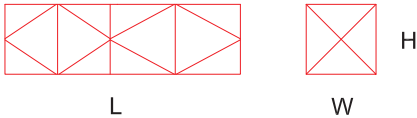
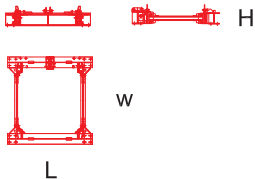
(i) Consultarnos - Consultateci - Consult us - Nous consulter - Auf anfrage -
Другие высоты подъема и наращивание крана по запросу

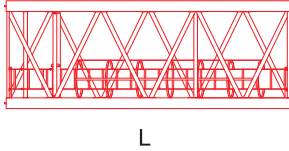
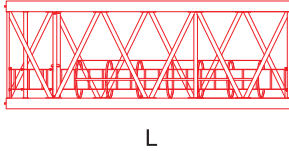
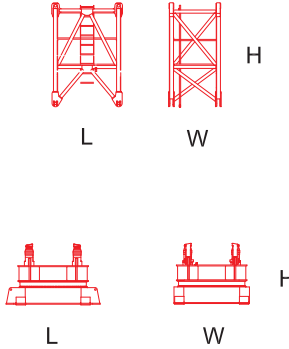
Dimensiones y transporte - dimensions and transport - Abmessungen und Transport - dimensions et des transports - dimensioni e trasporti - Размеры и транспорта

	L(m)	W(m)	H(m)	Peso(Kg)	
<p>Pluma tramo primero / Jib heel section / Ausleger-Anlenkstück / Pied de fleche / Settore articolato di braccio / Корневая секция стрелы</p> 	11,3	1,89	2,48	11500	
<p>Elemento Intermedio de pluma / Intermediate jib section / Ausleger-Zwischenstück / Élément interm. de fleche / Spezzone di braccio / Промежуточная секция стрелы</p> 	14 15 16 4 5 6 7 8 9 10 11 12	10,45 10,4 5,8 10,3 5,3 5,3 5,26 5,25 5,21 5,18 5,15 5,11	1,65 1,65 1,65 1,65 1,65 1,65 1,65 1,65 1,65 1,65 1,65 1,6	2,45 2,42 2,42 2,37 2,07 2,07 2,02 1,67 1,67 1,65 1,65 1,6	5000 4100 2400 2300 1035 890 765 690 570 460 340 290
<p>Gancho, Carro y Puntera / Hook, Trolley and jib head / Lasthaken - Laufkatze-Cabeça de Lança / Crochet - Chariot-Pointe de fleche / Gancio - Carrello e Punta freccia / Крюк и грузовая тележка</p> 	2,62 1,24 0,7	1,76 0,64 1,9	1,41 1,75 1,3	770 845 160	
<p>Contrapluma 1 / Counter-jib 1 / Gegenausleger 1 / Contre-fleche 1 / Controbraccio 1 / Консоль противовеса 1</p> 	11,94	1,66	0,75	6000	
<p>Contrapluma 2 / Counter-jib 2 / Gegenausleger 2 / Contre-fleche 2 / Controbraccio 2 / Консоль противовеса 2</p> 	5,55	1,75	0,83	4000	
<p>Elemento de empotre / Foundation anchor / Fundamentanker / Pieds de scellement / El anegare / Анкерные крепления</p> 	S75R16/22 S75R16/26 DIMA	0,5 0,5 2,31	0,5 0,5 2,34	2 2,4 0,8	2840 3160 1650

	L(m)	W(m)	H(m)	Peso(Kg)	
<p>Bloque de contrapeso / Counterweight blocks / Gegengewichtsblöcke / Bloc de contrepoids / Blocco di contrappeso / Плита противовеса</p> <div style="display: flex; justify-content: space-around; align-items: center;"> <div style="text-align: center;"> <p>Ⓐ</p>  </div> <div style="text-align: center;"> <p>Ⓑ</p>  </div> </div>	A	3,4	1,55	0,29	3500
	B	2,4	1,55	0,29	2500
<p>Traslacion / Travelling bogies / Kranfahren / Traslacion / Traslazione</p> <div style="text-align: center;">  </div>	(x4)	2,94	1,25	0,97	3102
<p>Equipo de elevacion / Hoist winch / Heben / Levage / Sollevamento</p> <div style="text-align: center;">  </div>		2	2,1	2	5000
<p>Base C60T / Crossbase C60T / Fundamentkreuz C60T / Châsis C60T / Carro base C60T</p> <div style="text-align: center;">  </div>	(x2)				
	(x4)				
	(x4)				
<p>Bloque lastre de base C60T / Base ballast block C60T / Grundballastblöcke C60T / Bloc de lest de base C60T / Blocco di zavorra alla base C60T / Плиты балласта опорной рамы</p> <div style="display: flex; justify-content: space-around; align-items: center;"> <div style="text-align: center;"> <p>Ⓐ</p>  </div> <div style="text-align: center;"> <p>Ⓑ</p>  </div> <div style="text-align: center;"> <p>Ⓒ</p>  </div> </div>					

	L(m)	W(m)	H(m)	Peso(Kg)
Base C80T / Crossbase C80T / Fundamentkreuz C80T / Châsis C80T / Carro base C80T				
	11,8	0,72	0,83	2900
	5,9	0,67	0,83	1420
	5,38	0,28	0,28	900
	6	2,27	2,29	6500
	0,65	0,65	0,45	230
Bloque lastre de base C80T / Base ballast block / Grundballastblöcke / Bloc de lest de base / Blocco di zavorra alla base / Плиты балласта опорной рамы				
	5,8	1,5	0,43	8000
	4	1,5	0,43	4900
	3,5	1,5	0,43	4200
Elemento de torre S23 / Tower section S23 / Turmstück S23 / Élément de mât S23 / Elemento di torre S23 / Башенные секции S23				
	6	2,27	2,29	4650
	6	2,31	2,34	6198
Elemento de torre S24 / Tower section S24 / Turmstück S24 / Élément de mât S24 / Elemento di torre S24 / Башенные секции S24				
	5,9	2,42	2,37	4200

	L(m)	W(m)	H(m)	Peso(Kg)
<p>Cabina y soporte / Cabin and platform / Kabine und wartungs / Cabine et support / Cabina e supporto / Кабина с основой</p> 	3,43	1,54	2,36	1190
<p>Marco trepado externo / Tie-frame / Cadre d'encrage externe / Sopralzo con ancoraggio esterno / внешняя рамка пристежки</p> 	3,52	3,49	0,42	3900
<p>Jaula de telescopaje tipo S23 / Climbing cage type S23 / Hydraulikbühne S23 / Cage de telescopage type S23 / Gabbia di montaggio S23 / Монтажная обойма S23</p> <p>Completa / Full / Vollständige / Complete / completa / полный</p> 	11,6	3,2	3,3	13500
<p>Estructura / Steel frame / Struktur / Construction / Struttura / структура</p>				9550
<p>Hidraulico y accesorios / Hydraulic and accessories / Hydraulik-und Zubehör / hydraulique et accessoires / idrauliche ed accessori / Гидравлические и аксессуары</p>				3950
<p>Marco trepado interno S23 / Floor climbing frame S23 / Cadre d'encrage interne S23 / Sopralzo interno S23 / внутренняя рамка пристежки S23</p> 	3,2	2,8	0,6	4720
<p>Hidraulico y accesorios / Hydraulic and accessories / Hydraulik-und Zubehör / hydraulique et accessoires / idrauliche ed accessori / Гидравлические и аксессуары</p>				3081


	L(m)	W(m)	H(m)	Peso(Kg)
<p>Tramo trep. A S23 / Tower section A S23 / Turmstück A S23 / Élément de mât A S23 / Elemento di torre a S23 / Башенные секции A S23</p> 	6	2,27	2,29	4854
<p>Tramo trep. B S23 / Tower section B S23 / Turmstück B S23 / Élément de mât B S23 / Elemento di torre B S23 / Башенные секции B S23</p> 	6	2,27	2,29	4850
<p>Unidad de rotacion S23 / Complete slewing unit S23 / Drehbühne S23 / Orientation S23 / Rotazione S23 / Оголовок башни S23</p> 	2,22	1,64	3,28	3200
	2,98	2,32	1,93	11800



40" HC x 9 - HBG 30 m



x 9 - HBG 30 m



ESPECIFICACIONES SUJETAS A MODIFICACIONES SIN PREVIO AVISO.
Specifications subject to modification without notice.
Objekte kann ohne berstaendigung geaendert werden.
Specifications susceptibles de modification sans avis préalable.
Specifiche suscettibili di variazioni senza preavviso.

DECLINAMOS TODA RESPONSABILIDAD DERIVADA DE LA INFORMACION PROPORCIONADA.
This information is supplied without liability.
Sämtliche Angaben erfolgen ohne Gewähr.
Ces renseignements sont sans garantie.
Le indicazioni contenute si intendono salvo errori ed omissioni.